

# Safety Precautions

## Common to MEMRECAM GO series

Safety Precautions.....	2
Revision History .....	9
Contacts.....	10

May 2024

Some devices have warning labels or displays in their safety precautions. Please read these warnings before operating.

Additionally, read the user's guide or instruction manual for safe and proper use. For any questions about the equipment, please contact the distributor.


# Safety Precautions

Be sure to follow these safety items to avoid damage or bodily injury.


## Distinctions between the levels of bodily injury and damage

The distinctions between the levels of bodily injury and damage occurring from improper use are described below.


---

 **Danger** Extreme danger that may result in death or serious injury.

---

 **Warnings** Potential danger that may result in death or serious injury.

---

 **Caution** Potential danger that may result in minor injury or damage to the device.

---

## Warning Symbols

Descriptions are provided for the following warning symbols.



Prohibited item.



Mandatory item.

---

# **Danger**

## **Using the AC Adapter**



**Do not use the camera unit dedicated AC adapter on anything other than that specified.**

Malfunction or fire may occur.

# **Warnings**

## **Using the main camera unit**

### **Do not disassemble or alter**

Do not loosen screws on the main camera unit or open the cover even if the camera malfunctions.

→ Contact the store where purchased for inspection · maintenance · repair.

### **Do not use in locations with smoke or flammable or corrosive gases, or strong magnetic fields**



Malfunction or fire may occur.

→ Do not use in dirty, dusty or humid locations.

### **Do not subject to strong vibration or impact**

The Camera does not have vibration or impact resistance properties based on actual testing. If subject to strong vibration or impact, malfunction or injury may occur.

→ Contact the store where purchased or our service center if using in such environments.

### **If there is a malfunction, turn the power off and unplug the device**



If water or other foreign objects get inside, if the exterior breaks due to being dropped, if the camera becomes hotter than normal, or if smoke, odors or noises are emitted. The camera becomes warmer during operation so this is not a malfunction.

→ Contact the store where purchased or our service center.

## Warnings

### Using the cables

**Do not unplug the cable with the power on.**

**Do not put foreign articles such as metal, trash or water inside the connector.**



Malfunction or electrical shock may occur if the cable is connected or removed with the power on.

→ Contact the store where purchased for inspection · maintenance · repair.

**Do not touch the plug or connector with wet hands.**

Malfunction, electrical shock or fire may occur.

### Check the input power



**Check the input power before connecting.**

During AC adapter use: AC100 to 240V/47 to 63Hz

During DC power connection: DC13 to 32V

### Using the AC Adapter

**Do not disassemble or alter**

Do not loosen screws on the AC adapter or open the cover even if the AC adapter malfunctions.

→ Contact the store where purchased for inspection · maintenance · repair.

**Do not use in locations with smoke or flammable or corrosive gases, or strong magnetic fields**



Malfunction or fire may occur.

→ Do not use in dirty, dusty or humid locations.

**Do not subject to strong vibration or impact**

The AC adapter does not have vibration or impact resistance properties based on actual impact testing. If subject to strong impact or vibration, malfunction or injury may occur.

→ Contact the store where purchased or our service center if using in such environments.

**If there is a malfunction, turn the AC adapter power off and unplug the power cord.**



If water or other foreign objects get inside, if the exterior breaks due to being dropped, if the camera becomes hotter than normal, or if smoke, odors or noises are emitted.

→ Contact the store where purchased or our service center.

 **Caution****Using the main camera unit****Do not block the release of heat from the camera**

The camera has a fan that cools the camera. Do not block the intake ports or vents. Additionally, do not place in narrow locations where there is no air circulation, or on carpet or bedding.

If heat builds up inside, malfunction or fire may occur.

**Do not put fingers or objects in the lens mount**

The sensor is visible if the lens or cap on the lens mount of the camera is removed. If fingers or items are placed inside, the sensor may become scratched or dirty which may adversely affect the image quality.

**When mounted on a tripod, do not pick up by the handle of the device**

If mounted on a tripod, since the handle of the device will also take on the weight of the tripod, the handle may break and cause bodily injury.

→ If mounted on a tripod, make sure to hold both the tripod and the main unit of the camera when carrying them.

**Do not place heavy items on this device**

If tipped over or dropped, the exterior may be damaged, which may cause bodily injury. Additionally, if heavy items are placed on it, the exterior may be deformed, causing the interior components to be damaged and malfunction.

**Check the ambient temperature of the location where used and stored.**

Use temperature range: 0 to 40°C, humidity 30 to 80%RH, no condensation

Storage temperature range: -10 to 60 °C, humidity 20 to 80%RH, no condensation

**Handling while moving or transporting****Use the dedicated storage case for moving or transporting this device**

To protect the camera from malfunction, use the optional dedicated storage case for transport.

## **Caution**

### **Handling when moving or transporting the AC adapter**



**Turn off the power and unplug the connected cables**

Make sure the power is turned off and the cables unplugged when moving the AC adapter. Fire, electrical shock or malfunction may be caused.

---

### **Child does not play with this product**



**Please keep children away from this product.**

---

In addition to that mentioned above, unexpected problems may occur depending on the conditions of use of this device. Therefore, carefully read the various items mentioned in this manual as well as in the user's guides for the peripheral devices (or user's manual) before using. Additionally, immediately contact the store if there are any questions regarding this device.



## Warning Symbols

There are warning labels and displays in locations on the device that require precautions for safe use. Please read these warnings before operating. Additionally, read the user's guide or instruction manual for safe and proper use.

Contact your local dealer if you do not understand your device.

### Symbols Used on Warning Labels

symbols shown on the warning labels.



- Safety alert symbol

This is an alert to you or other users of the potential danger during use of this device. Carefully read the message next to this symbol and follow the instructions for safe use of this device.



- Grounding terminal symbol

Indicates the site of a protective grounding terminal. If not grounded, electrical shock may occur from the metallic and other parts of this device.

Make sure to ground to avoid danger.

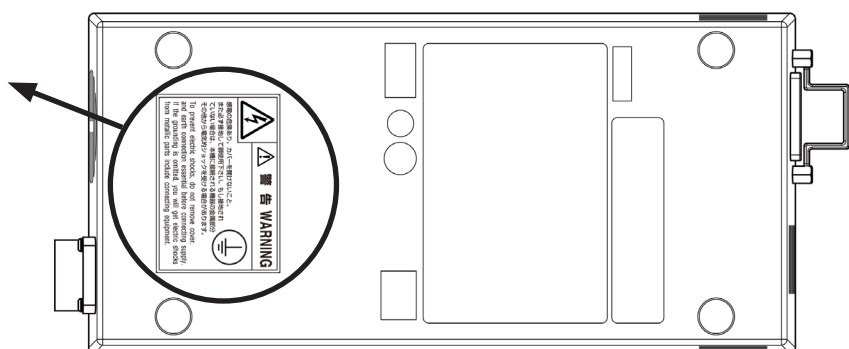
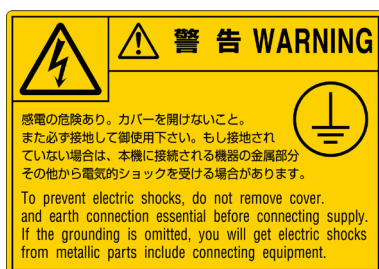


- High voltage warning symbol

Indicates the site of high voltage that is dangerous if touched. When replacing fuses, make sure to unplug the power cable from the outlet. Do not open the cover. Depending on the device, some parts may generate high voltage internally so opening the cover may result in electrical shock.

MEMRECAM GO has a warning label on AC ADAPTER.

If the label peels off or characters disappear, please contact the dealer directly.



## **Regular Replacement of Parts**

### **Clock battery**

The camera's built-in clock battery will wear out in about 15 years. The battery cannot be replaced by the user, so please contact the dealer or our company.

## **Maintenance**

This product is cooled by a fan, and periodic maintenance is recommended. Please contact your dealer or our company for maintenance.

## **Warranty**

The warranty is valid for one year after purchase. Refer to the attached warranty for details.



---

# Revision History

-	Date of issue	Changes
A	February 2023	First edition
B	May 2024	Change Contact Information.

# Contacts

## **nac Image Technology Inc.**

### ■ Japan/Asia Contact

#### nac Image Technology Inc.

Address	2-11-3 Kita-Aoyama, Minato-ku Tokyo 107-0061 Japan
TEL	+81 3-3796-7903
FAX	+81 3-3796-7908
E-mail:	<a href="mailto:nacinternational@camnac.co.jp">nacinternational@camnac.co.jp</a>
Website:	<a href="http://www.nacinc.jp/">www.nacinc.jp/</a>

### ■ For the other regions

Website:	<a href="http://www.nacinc.com/contact/">www.nacinc.com/contact/</a>
----------	--

